

# FLUID HANDLING

## Panel Unit

A permanently mounted, continuous-duty system for critical applications or difficult to access equipment. It also can serve as a maintenance station.



# Overview

## The Panel Unit:

### Where It's Used

- Decontaminating systems
- Cooling systems
- Collecting oil samples for analysis

### What Is Standard?

- Automatic pressure relief valve
- Dual-stage filtration
- Durable frame with drip pan for direct mounting
- Industrial powder-coated paint
- One-year warranty

### What Can I Customize?

- Flow rates
- Filter bypass
- Sample valves
- Oil cooler
- Temperature gauge
- Color
- Hose-end connection sizes and types
- Micron rating of filters

### Call Des-Case for the Following Needs:

- Explosion-proof
- Particle counters
- Hydraulic plumbing hoses
- Viton® gaskets
- High viscosity push button sample valves

## Performance

For filtering mineral-based industrial oils and most synthetic oils with a maximum operating viscosity range of ISO VG 680 (3000ssu/648cSt) at 100°F/38°C within ambient temperature ranges of -15°F to 150°F (-26°C to 66°C)

## Materials:

- Frame: Carbon steel
- Paint: Industrial powder coat
- Filter Heads: Aluminum
- Fittings: Zinc-plated steel and/or brass
- Pumps: Aluminum/steel
- Plumbing Hoses: Clear PVC with steel wire
- Gaskets: Buna-N

## Filter Indicators:

- Filter indicator pops at 22psid (1.55bar) as warning that filter elements need to be replaced

## Pump Relief:

- Opens at 65psi (5.49bar)

## Weight:

- Approximately 100-130lbs (will vary depending on options selected)

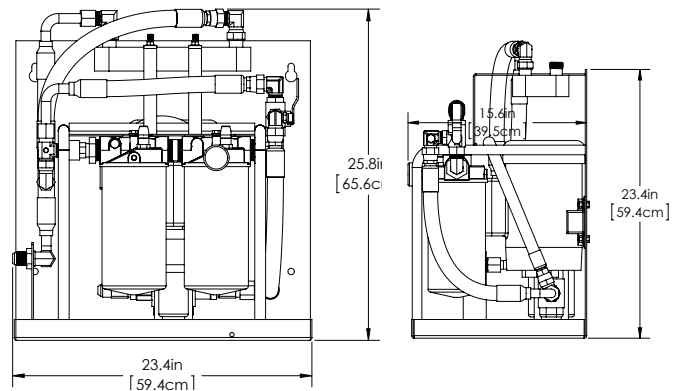
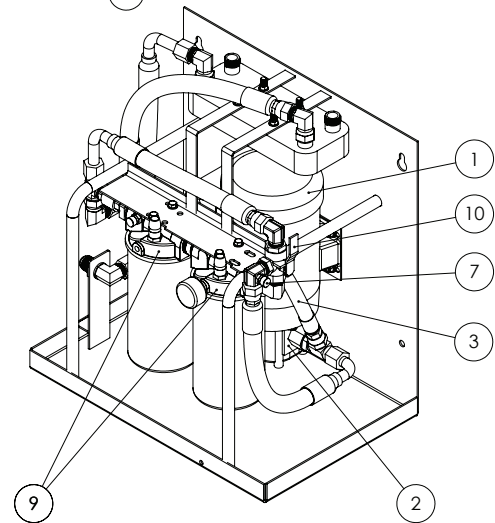
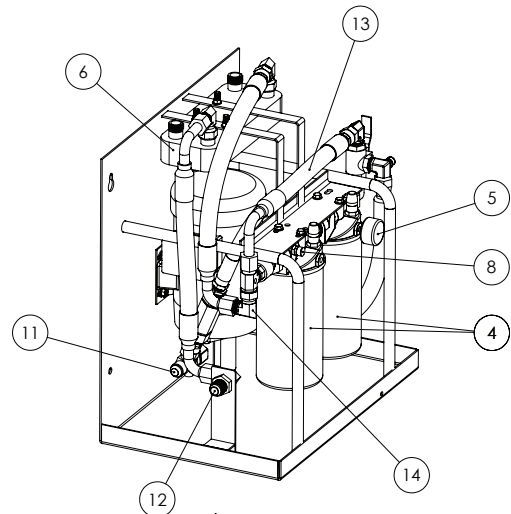
## Dimensions:

- 15.6"L x 23.4"W x 25.8"H

# Specifications

## By the Numbers

Item No.	Description	Qty.
1	Motor	1
2	Gear Pump	1
3	Pump Relief-65psi	1
4	Filter Element	2
5	Pressure Gauge	1
6	Heat Exchanger	1
7	Pre-Filter Sample Valve	1
8	Post-Filter Sample Valve	1
9	Filter Head	2
10	Manual Filter Bypass Valve	1
11	¾" JIC Inlet Port	1
12	¾" JIC Outlet Port	1
13	Filter Bypass	1
14	Outlet Port location if no heat exchanger	1



# To Order:

## Panel Unit

<b>P</b>								
	Box 1	Box 2	Box 3	Box 4	Box 5	Box 6	Box 7	Box 8

### Pump/Motor Combinations [Box 1]

60 Hz Options		50 Hz Options	
Code	Description	Code	Description
02E	2gpm/1 hp electric, 115 vac, 60 Hz, 1725 rpms, 13 amps	02G	1.5gpm/1 hp electric, 110 vac, 50 Hz, 1425 rpms, 12.4 amps
05E	5gpm/1 hp electric, 115 vac, 60 Hz, 1725 rpms, 13 amps	05G	4gpm/1 hp electric, 110 vac, 50 Hz, 1425 rpms, 12.4 amps
10E	10gpm/1 hp electric, 115 vac, 60 Hz, 1725 rpms, 13 amps	10G	8gpm/1 hp electric, 110 vac, 50 Hz, 1425 rpms, 12.4 amps
02F	2gpm/1 hp electric, 230 vac, 60 Hz, 1725 rpms, 6.5 amps	02H	1.5gpm/1 hp electric, 220 vac, 50 Hz, 1425 rpms, 6.2 amps
05F	5gpm/1 hp electric, 230 vac, 60 Hz, 1725 rpms, 6.5 amps	05H	4gpm/1 hp electric, 220 vac, 50 Hz, 1425 rpms, 6.2 amps
10F	10gpm/1 hp electric, 230 vac, 60 Hz, 1725 rpms, 6.5 amps	10H	8gpm/1 hp electric, 220 vac, 50 Hz, 1425 rpms, 6.2 amps
Pneumatic Options		Pneumatic Options	
02A	2gpm/1 hp air, 0-3000 rpms	08A	8gpm/1 hp air, 0-3000 rpms

**NOTE:** Performance will vary depending on operating temperature, fluid type, and unit options. Call Des-Case for assistance in choosing a flow rate specific to your needs. 65psi pressure relief valve included.

### Filter A [Box 2]/ Filter B [Box 3]

Code	Description
A	5-micron Particulate Filter
B	7-micron Particulate Filter
C	12-micron Particulate Filter
D	22-micron Particulate Filter
J	Water Filter

### Sample Valves [Box 4]

Code	Description
0	None
1	Standard
2	High Viscosity

### Oil Cooler [Box 5]

Code	Description
0	None
C	Oil Cooler

**NOTE:** Not available for pneumatic motor systems

### Temperature Gauge [Box 6] Manual Filter Bypass [Box 7]

Code	Description	Code	Description
0	None	0	None
T	Temperature Gauge	B	Filter Bypass

### Custom Colors [Box 8]

Code	Description
1	Brushed Aluminum
2	Black
3	White
4	Blue
5	Red
6	Yellow

For replacement elements, see reverse side.

# To Order: Panel Unit

## Replace Your Elements

Part No.	Micron Rating
DC-S10000S08BBU	Beta 1000 @ 5um
DC-S10000S08CBU	Beta 1000 @ 7um
DC-S10000S08EBU	Beta 1000 @ 12um
DC-S10000S08FBU	Beta 1000 @ 22um
DC-S10000W08FBU	Water Removal

**NOTE:** Other micron sizes available upon request

You also can customize your system online at [www.descase.com](http://www.descase.com).

# FLUID HANDLING

## Compact Panel Unit

A compact, permanently mounted, and continuous-duty filtration system that's designed for critical applications and difficult-to-access equipment. Or, it can serve as a maintenance station.



# Overview

## The Compact Panel Unit: Where It's Used

- Decontaminating systems
- Collecting oil samples for analysis

### What Are the Features?

- Automatic pressure relief valve
- Compact size—60% smaller than our standard unit
- Plastic removable drip pan
- Industrial powder-coated paint
- One-year warranty

### What Can I Customize?

- Flow rates
- Sample valves
- Color
- Micron rating of filter

### Call Des-Case for the

#### Following Needs:

- Particle counters
- Hydraulic plumbing hoses
- Viton® gaskets
- High viscosity push button sample valves

## Performance

For filtering mineral-based industrial oils and most synthetic oils with a maximum operating viscosity range of ISO VG 680 (3000ssu/648cSt) at 100°F/38°C within ambient temperature ranges of -15°F to 150°F (-26°C to 66°C)

### Materials:

- Frame: Carbon steel
- Paint: Industrial powder coat
- Filter Heads: Aluminum
- Fittings: Zinc plated steel and/or brass
- Pumps: Aluminum/steel
- Gaskets: Buna-N

### Filter Indicators:

- Filter indicator pops at 22psid (1.55bar) as warning that filter elements need to be replaced

### Pump Relief:

- Opens at 65psi (5.49bar)

### Weight:

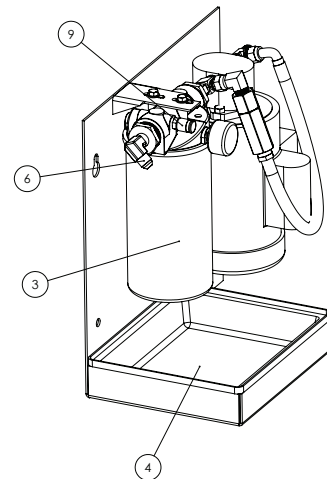
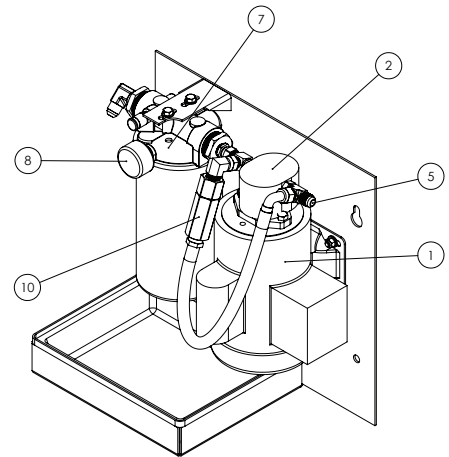
- Approximately 45-50lbs (will vary depending on options selected)

### Dimensions:

- 10.2"L x 18.2"W x 18.1"H

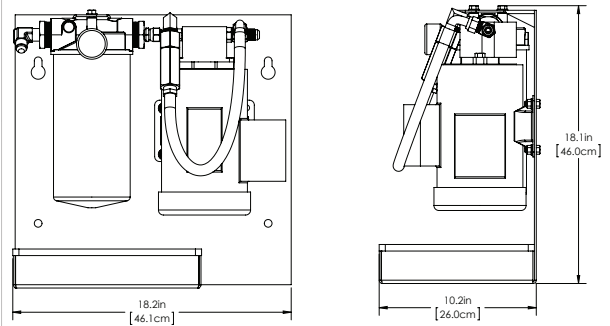
# Specifications

Item No.	Description	Qty.
1	Motor	1
2	Gear Pump	1
3	Filter Element	1
4	Removable Drip Tray	1
5	Inlet Port	1
6	Outlet Port	1
7	Filter Head	1
8	Pressure Gauge	1
9	Sample Valve	1
10	Pump Relief - 65psi	1



## Did You Know?

New oil should be filtered to two (2) ISO levels cleaner than the target cleanliness of the intended component.





# To Order: Compact Panel Unit

CP				
Box 1	Box 2	Box 3	Box 4	

## Pump/Motor Combinations [Box 1]

60 Hz Options		50 Hz Options	
High Viscosity Option (ISO VG 150 to ISO VG 460 at to 100°F)			
Code	Description	Code	Description
01E	1gpm/.25 hp electric, 115 vac, 60 Hz, 1725 rpms, 5 amps	01G	.75gpm/.25 hp electric, 110 vac, 50 Hz, 1425 rpms, 5.4 amps
01F	1gpm/.25 hp electric, 230 vac, 60 Hz, 1725 rpms, 2.5 amps	01H	.75gpm/.25 hp electric, 220 vac, 50 Hz, 1425 rpms, 2.7 amps
Low Viscosity Option (Up to ISO VG 100 at 60°F to 100°F)			
03E	3.5gpm/.25 hp electric, 115 vac, 60 Hz, 1725 rpms, 5 amps	03G	2.75gpm/.25 hp electric, 110 vac, 50 Hz, 1425 rpms, 5.4 amps
03F	3.5gpm/.25 hp electric, 230 vac, 60 Hz, 1725 rpms, 2.5 amps	03H	2.75gpm/.25 hp electric, 220 vac, 50 Hz, 1425 rpms, 2.7 amps

**NOTE:** Performance will vary depending on operating temperature, fluid type and unit options. Call Des-Case for assistance in choosing a flow rate specific to your needs.

## Filter A [Box 2]

Code	Description
A	5-micron Particulate Filter
B	7-micron Particulate Filter
C	12-micron Particulate Filter
D	22-micron Particulate Filter
J	Water Filter

## Sample Valves [Box 3]

Code	Description
0	None
1	Standard
2	High Viscosity

## Custom Colors [Box 4]

Code	Description
1	Brushed Aluminum
2	Black
3	White
4	Blue
5	Red
6	Yellow

## For Future Reference: Replace Your Elements

Part No.	Micron Rating
DC-S10000S08BBU	Beta 1000 @ 5um
DC-S10000S08CBU	Beta 1000 @ 7um
DC-S10000S08EBU	Beta 1000 @ 12um
DC-S10000S08FBU	Beta 1000 @ 22um
DC-S10000W08FBU	Water Removal

**NOTE:** Other micron sizes available upon request

You also can customize your system online at [www.descase.com](http://www.descase.com).